ALMA COLLEGE

ONLINE BOOKSTORE

How to Order *Your Course Materials*

1

Log into your Inside Alma Student Portal. Then select **Offices and Services.**

2

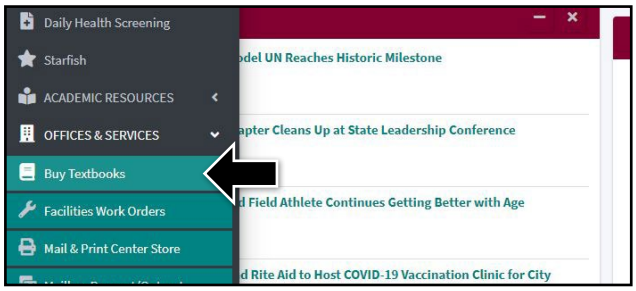

Select **Buy Textbooks**.

3

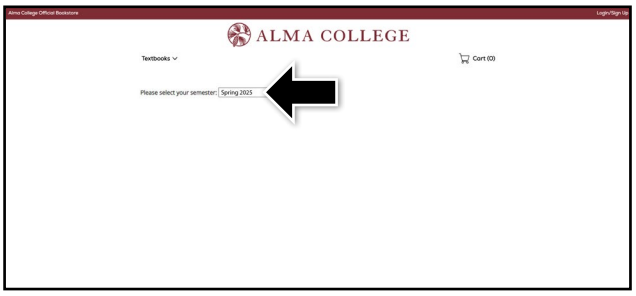

Select the correct **Term.**

4



Choose the items to be purchased and select **Add Item(s) to Cart.**

5

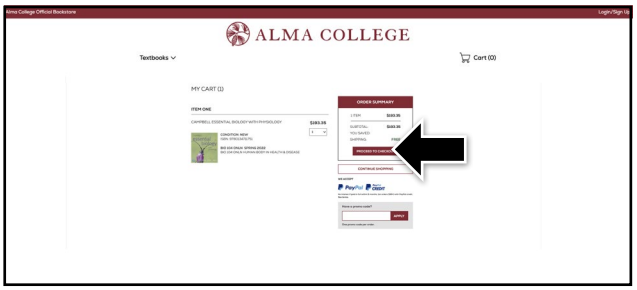

Review your order and select **Proceed to Checkout.**

6



Enter all necessary information and select **Continue** to confirm your purchase.

If a rental is being ordered, a credit card is required at checkout regardless of the selected payment method. The credit card will not be charged unless the rental is not returned or is damaged.

Questions? alma.ecampus.com/help

Powered by eCampus.com