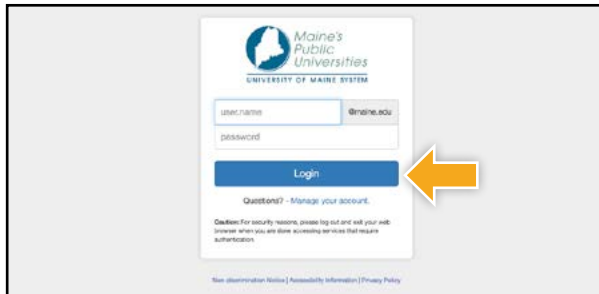




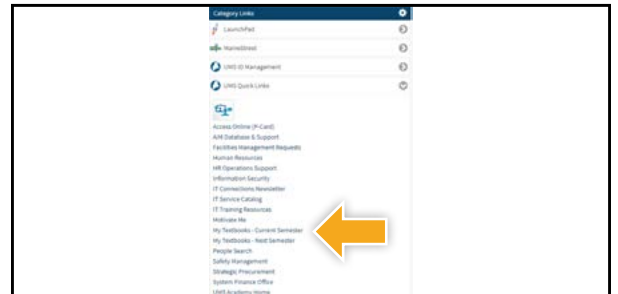
How to Order Your Course Materials

1



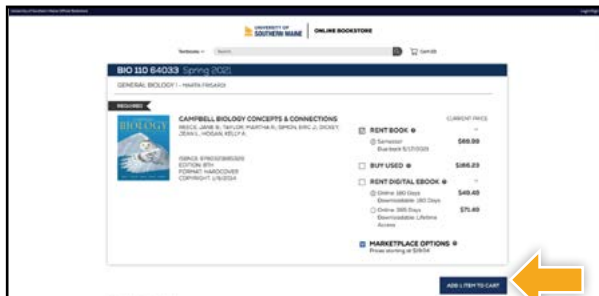
Log in to your **MyUSM** portal.

2



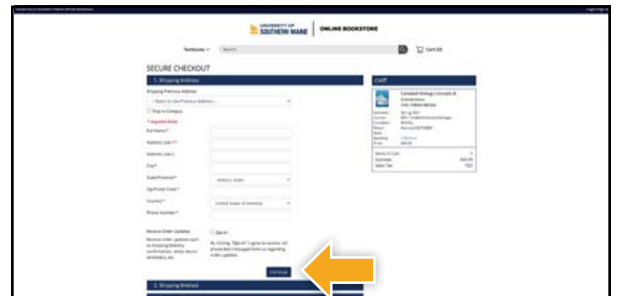
Under **UMS Quick Links** select **My Textbooks - Current Semester**.

3



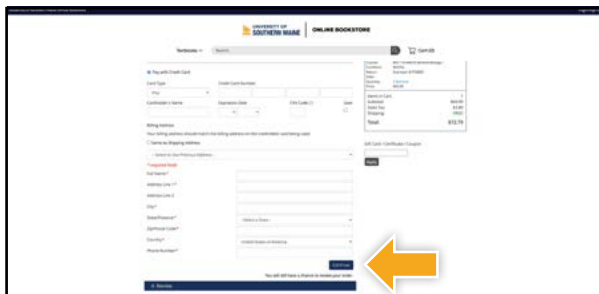
Courses you're enrolled in will automatically populate. Choose your purchasing options and select **Add Item to Cart**.

4



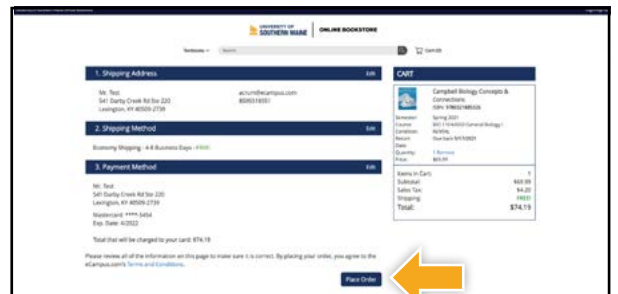
Begin the checkout process by entering your shipping address. Select **Continue** to choose your shipping method.

5



Select or enter your payment method. Select **Continue** to review your order.

6



Review your order and select **Place Order** to complete your purchase.

*If a rental is being ordered, a credit card is required at checkout regardless of the selected payment method. The credit card will not be charged unless the rental is not returned or is damaged.