
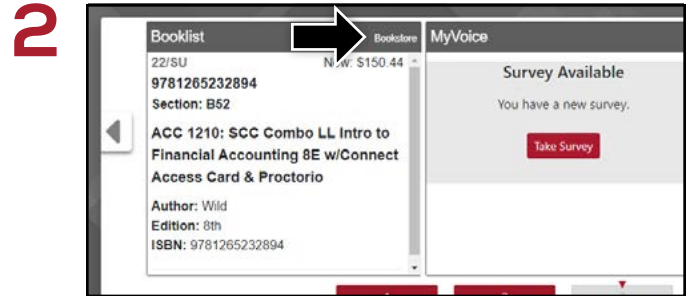


How to Order Your Course Materials



Visit my.sinclair.edu and log in using your Sinclair credentials.



Click the **Bookstore** link in the top right of the Booklist portal.



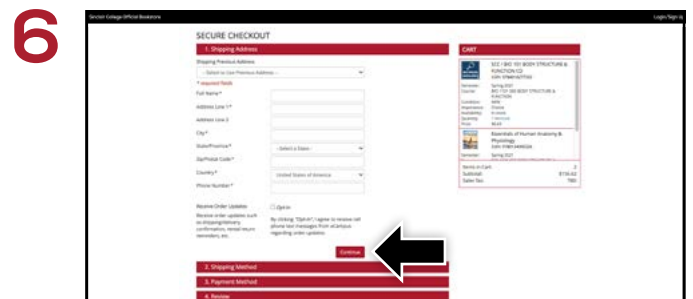
Click **Shop by Schedule**.



Click **Purchase Books**.



Courses you're enrolled in will automatically populate. Choose your purchasing options and select **Add Item to Cart**. On the next page, review your order and select **Proceed to Checkout**.



Select or enter your **Shipping Address**, **Shipping Method**, and **Payment Method**. Select **Continue** to review and complete your order.

*If a rental is being ordered, a credit card is required at checkout regardless of the selected payment method. The credit card will not be charged unless the rental is not returned or is damaged.