

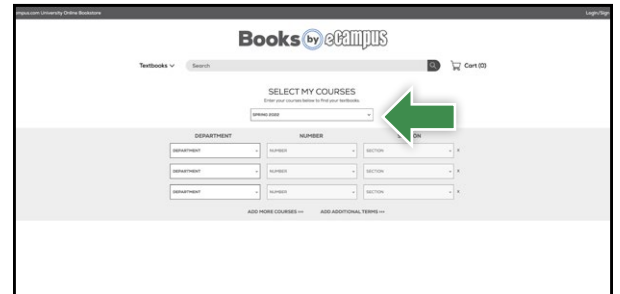
How to Order Your Course Materials

1



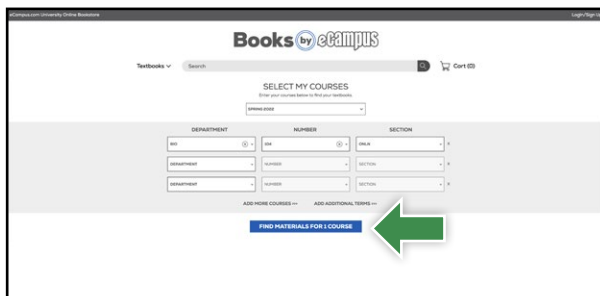
Visit your Online Bookstore and select **Order** from the Textbooks drop down menu or **Shop by Courses**.

2



Select the **Term**.

3



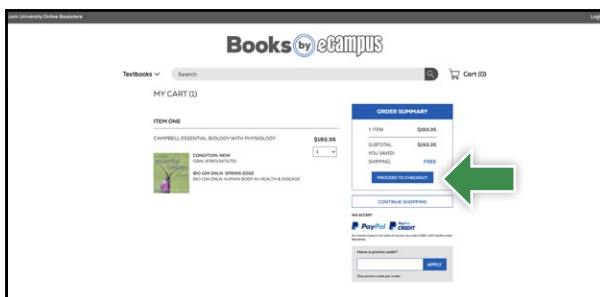
Select your Course(s) and select **Find Materials for Course**.

4



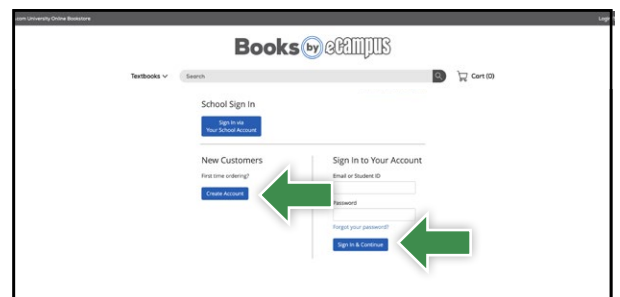
Select the items to be purchased and select **Add Item to Cart**.

5



Review your order and select **Proceed to Checkout**.

6



Choose **Sign In To Your Account** or **Create Account**.

If a rental is selected, a credit card is required for collateral and will not be charged unless the book is returned damaged or not returned.