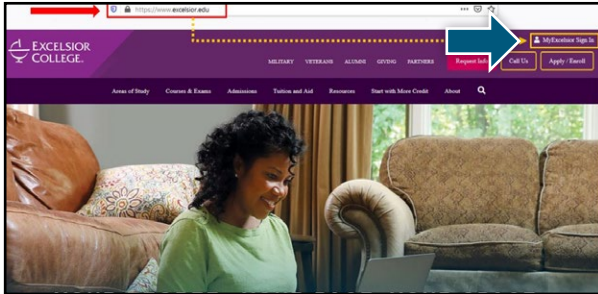


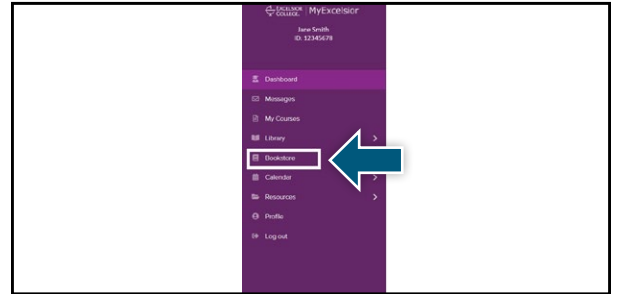
How to Order Your Course Materials

1



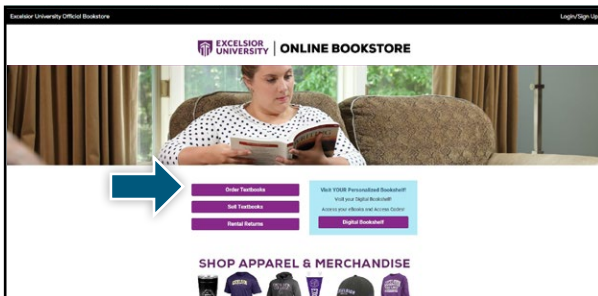
Visit excelsior.edu and sign in via your **MyExcelsior** student portal.

2



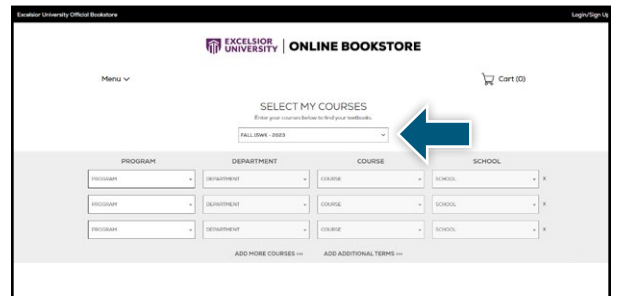
Select the **Bookstore** link to be directed to the online bookstore, where you will purchase course material.

3



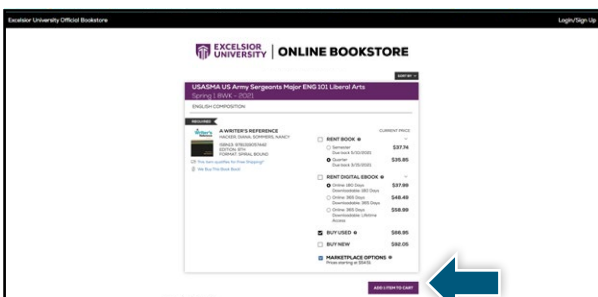
Select **Order Textbooks**.

4



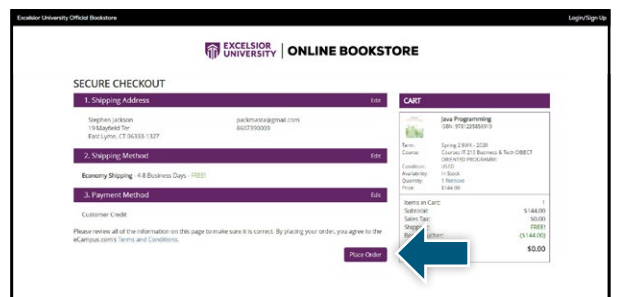
Select **Program, Department, Course, and School** for each of your courses. Select **Find Materials for Course(s)**.

5



Select the item(s) to be purchased and select **Add Item to Cart**.

6



Select or enter your **Shipping Address, Shipping Method, and Payment Method**. Select **Continue** to review and complete your order.

*If a rental is being ordered, a credit card is required at checkout regardless of the selected payment method. The credit card will not be charged unless the rental is not returned or is damaged.