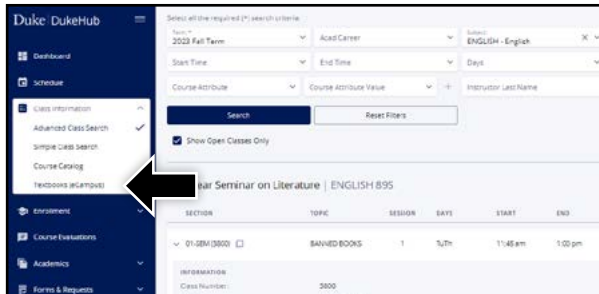




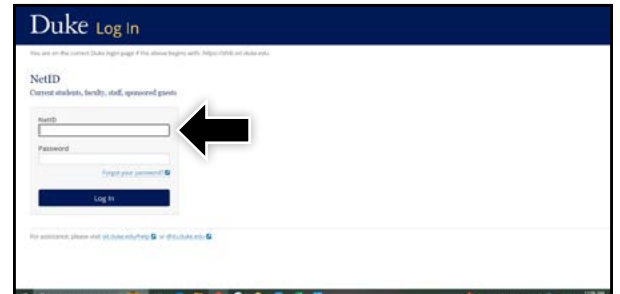
How to Order Your Course Materials

1



From inside **DukeHub**, on the left navigation bar, select the **Class Information** dropdown and select **Textbooks (eCampus)**.

2



Log in using your Duke NetID and Password.

3



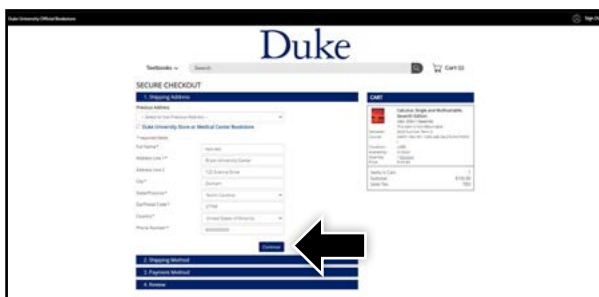
Your course materials will automatically populate based on your schedule. Select the item(s) to be purchased and select **Add Item to Cart**.

4



Review your order and select **Proceed to Checkout**.

5



Begin the checkout process by selecting your Ship to Campus preference or entering your shipping address. Select **Continue** to choose your shipping method.

6



Select or enter your payment method. Select **Continue** to review and complete your order.

*If a rental is being ordered, a credit card is required at checkout regardless of the selected payment method. The credit card will not be charged unless the rental is not returned or is damaged.