





How to Order Your Course Materials



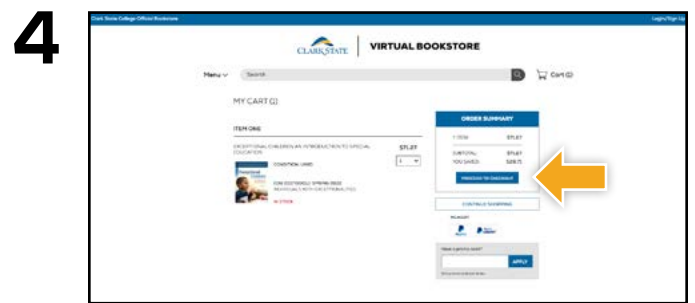
Log into your student portal at <https://my.clarkstate.edu>.



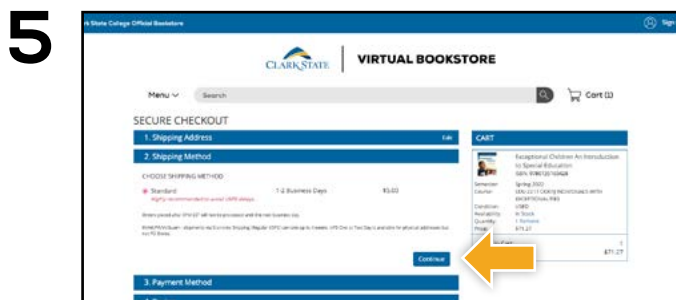
Under Quick Links select **Virtual Bookstore**.



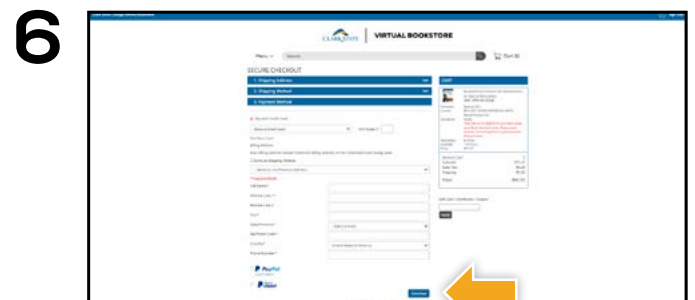
Courses you're enrolled in will automatically populate. Choose your purchasing options and select **Add Item to Cart**. On the next page, review your order and select **Proceed to Checkout**.



Review your order and select **Proceed to Checkout**.
PLEASE NOTE: A book voucher does not become available to purchase course materials until 7 days prior to the start of the term.



Begin the checkout process by entering your shipping address. Select **Continue** to choose your shipping method.



Select or enter your payment method. Select **Continue** to review and complete your order.

*If a rental is being ordered, a credit card is required at checkout regardless of the selected payment method. The credit card will not be charged unless the rental is not returned or is damaged.