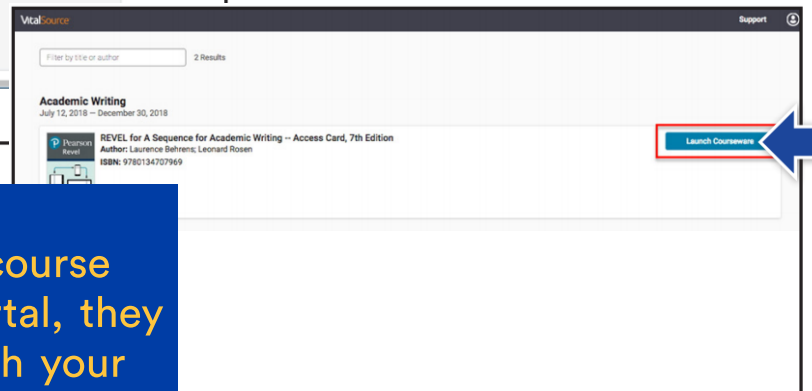
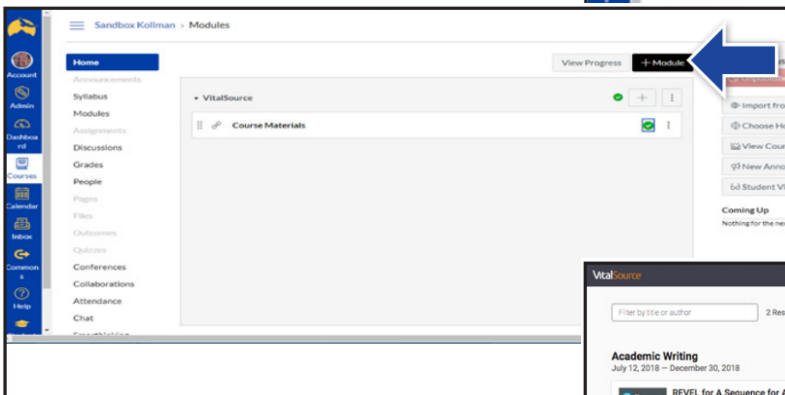
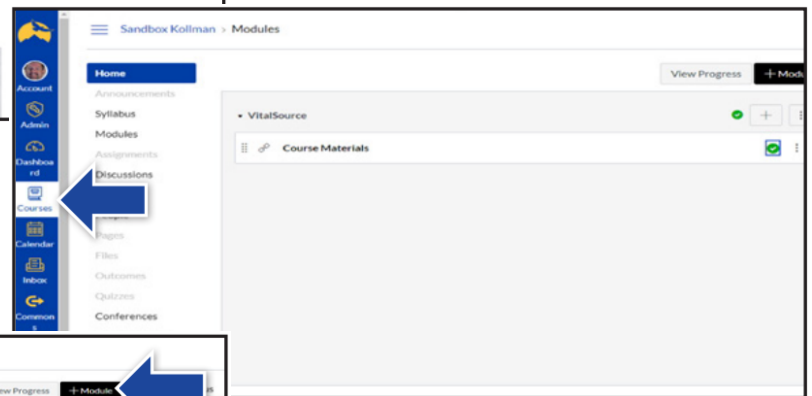




Accessing Digital Items Via Canvas

1. Login to Canvas through Basecamp, or by visiting coloradomtn.instructure.com
2. Select the courses tab and select the course name you wish to access
3. Select Modules, then VitalSource (may also be called Course Materials)
4. You should then see your Course Materials listed. Select "Launch eBook" or "Launch Courseware"



Please note-
If you do not see your course materials through this portal, they may be available through your digital bookshelf via Basecamp

HOW TO ACCESS YOUR DIGITAL MATERIALS

