
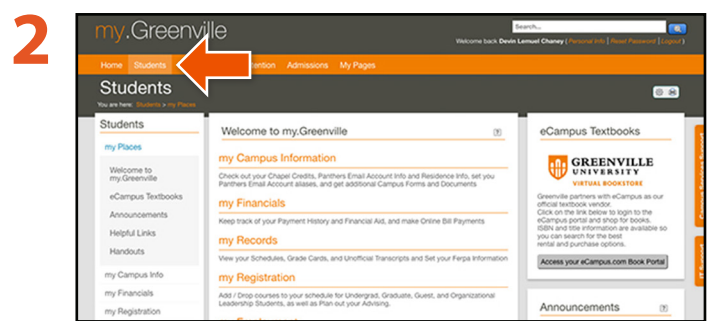




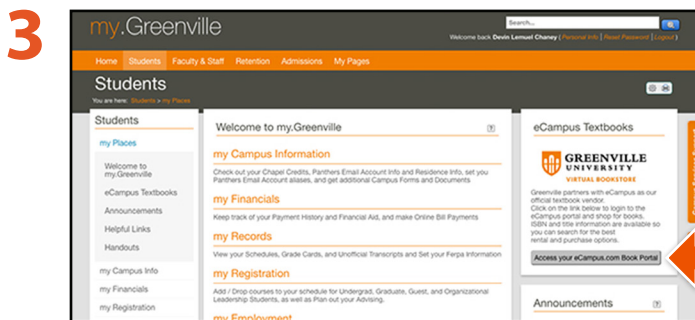
How to Order Course Materials



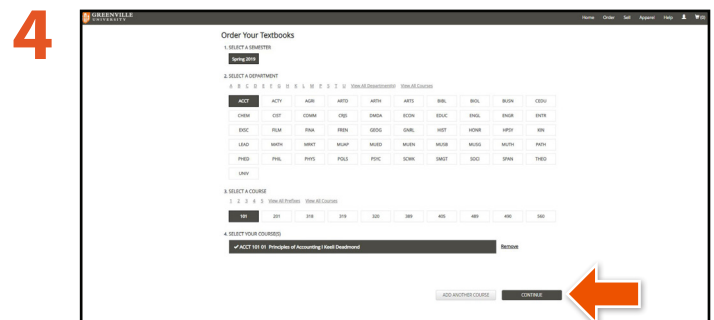
1 Log in to your **my.greenville.edu** portal and select **Academics** from the top menu. Then choose the **My Required Textbooks** link to continue.



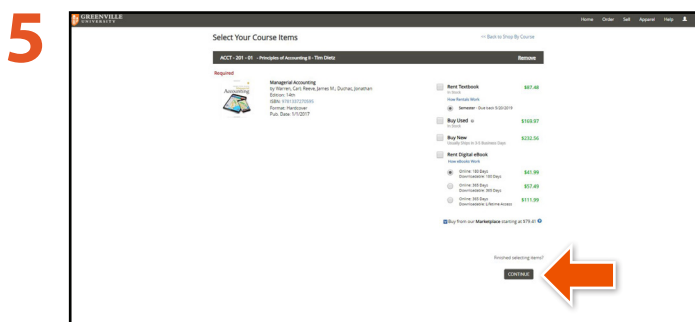
2 Once logged in, at the top of the page, select the **Students** tab.



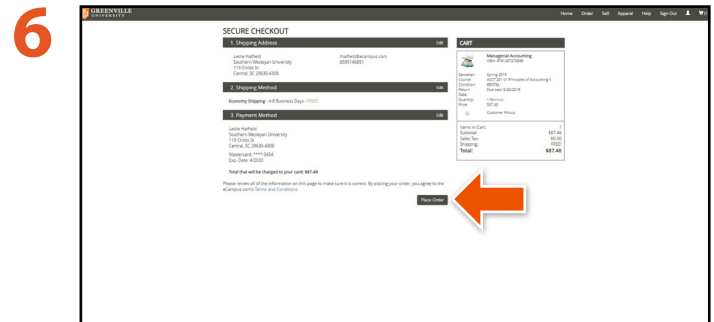
3 Select **Access your eCampus.com Book Portal** on the right-hand side of the Students page.



4 Select **Order Your Textbooks** on the home screen. Select the **Semester, Department, and Course** of each course for which you wish to order. Then, select **Continue**.



5 Choose a purchasing option for each book and select **Continue**. Review your cart and select **Proceed to Checkout**.



6 Enter Shipping information, choose a shipping method, enter payment information, and select **Continue**. Review your order a final time and select **Place Order** to complete. You will receive a confirmation number and order updates via email.