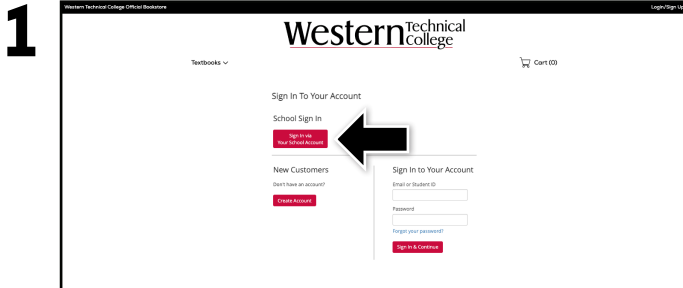
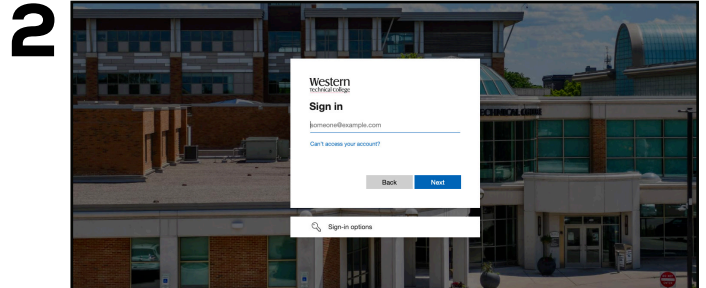


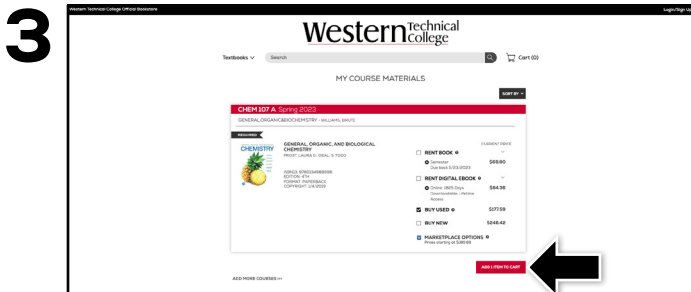
How To Order Textbooks - Shop by Schedule



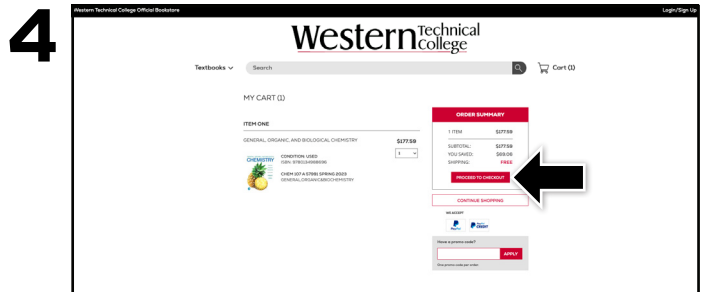
Visit westerntc.ecampus.com and sign in via your **Western Technical College Account**.



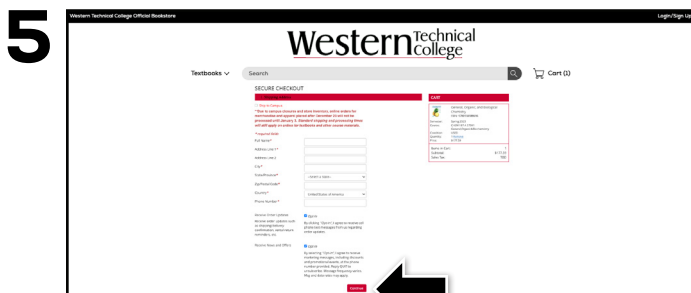
You will be redirected to sign in with your Western Technical College credentials.



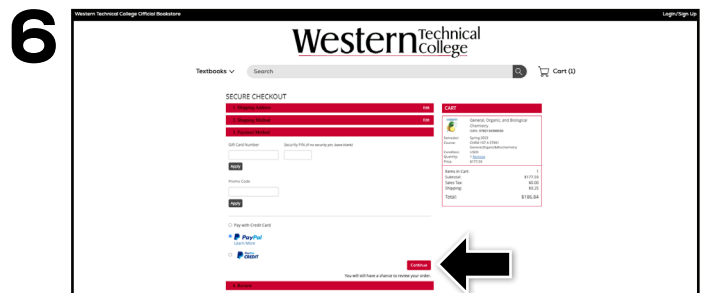
Your books will auto-populate based on your course schedule. Select your textbooks from the **new, used, rental, ebook** or **marketplace** options. Once all options are chosen, select **Add Item to Cart** at the bottom.



Review your order and select **Proceed to Checkout**.



Begin the checkout process by entering your shipping address. Select **Continue** to choose your shipping method.



Select your method on the payment screen: credit/debit card, Book Voucher or PayPal. Select **Continue** to review. If a rental is selected, a credit card is required for collateral and will not be charged unless the book is returned damaged or not returned. On the next page, select **Place Order** to receive your confirmation.