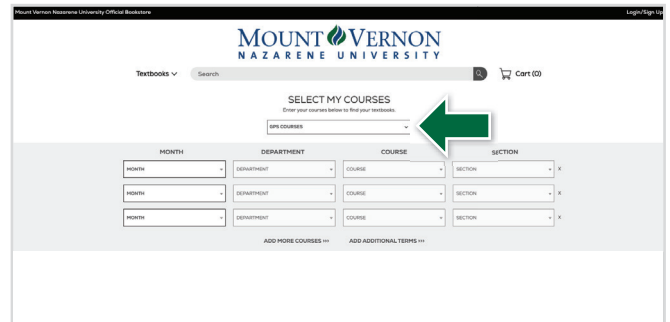


1



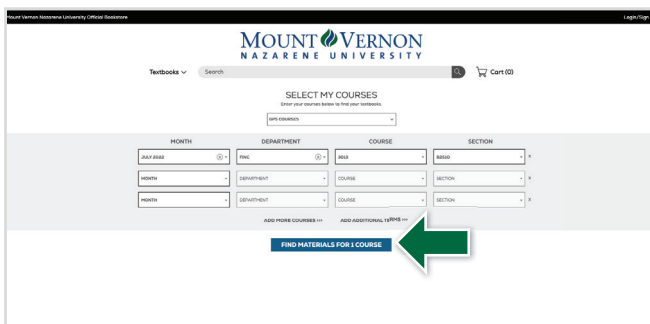
Visit your Online Bookstore at **mvnu.ecampus.com** and select **Order Textbooks**.

2



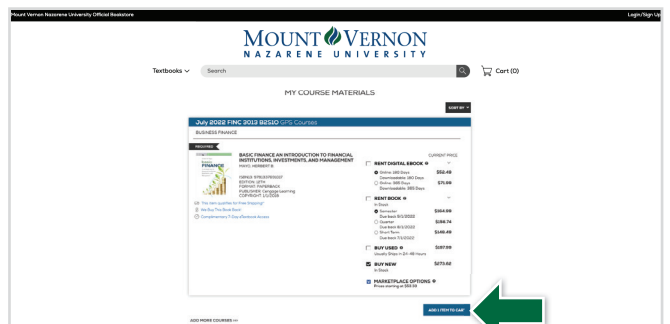
Select the **Term**.

3



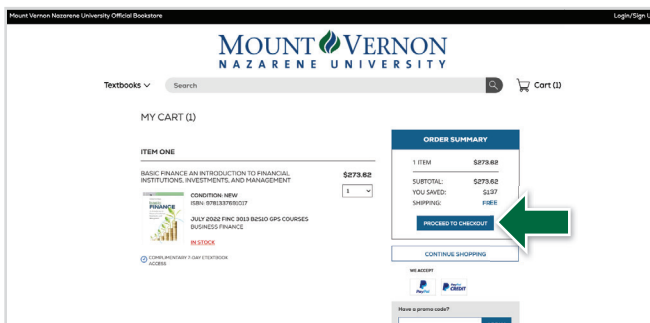
Select your courses and then select **Find Materials for Course**.

4



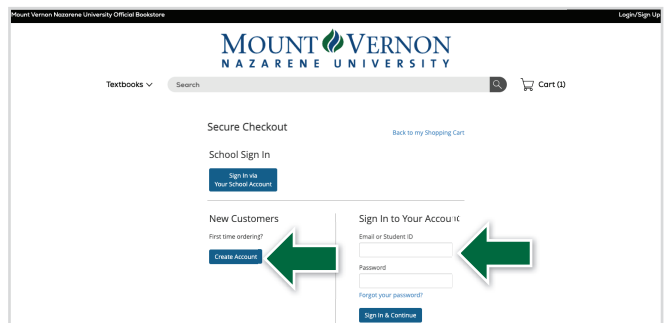
Select the items to be purchased and select **Add Item to Cart**.

5



Review your order and select **Proceed to Checkout**.

6



**Sign In** to your account or **Create Account**.

7

Enter your shipping address and select **Continue**.

8

Select your preferred shipping method and select **Continue**.

9

Enter payment information and select **Continue**.

10

After reviewing your order information select **Place Order**.

11

Your order has been received. We will send order updates to you via email.